



COROLLA

Prices, Specifications and Equipment
January 2021



Prices



2021 Corolla

						CO ₂ Emissions [^] g/km	VED Band g/km	VED*	BIK [‡]	Basic	VAT	Delivery & No. Plates	List [§] (P11d Value)	On the Road**
Icon + TRK	5-door hatchback	Hybrid Petrol	1.8 VVT-i	122 DIN hp	Auto	101 g/km	101-110	£145	23%	£19,628.33	£3,925.67	£726.00	£24,280.00	£24,480.00
Icon	5-door hatchback	Hybrid Petrol	1.8 VVT-i	122 DIN hp	Auto	102 g/km	101-110	£145	23%	£19,628.33	£3,925.67	£726.00	£24,280.00	£24,480.00
Icon	5-door hatchback	Hybrid Petrol	2.0 VVT-i	184 DIN hp	Auto	111 g/km	111-130	£165	25%	£21,065.83	£4,213.17	£726.00	£26,005.00	£26,225.00
Icon	Touring Sports	Hybrid Petrol	1.8 VVT-i	122 DIN hp	Auto	103 g/km	101-110	£145	23%	£20,686.67	£4,137.33	£726.00	£25,550.00	£25,750.00
Icon	Touring Sports	Hybrid Petrol	2.0 VVT-i	184 DIN hp	Auto	112 g/km	111-130	£165	25%	£22,124.17	£4,424.83	£726.00	£27,275.00	£27,495.00
Icon	4-door saloon	Hybrid Petrol	1.8 VVT-i	121 DIN hp	Auto	102 g/km	101-110	£145	23%	£19,382.50	£3,876.50	£726.00	£23,985.00	£24,185.00
Icon Tech + TRK	5-door hatchback	Hybrid Petrol	1.8 VVT-i	122 DIN hp	Auto	101 g/km	101-110	£145	23%	£20,440.83	£4,088.17	£726.00	£25,255.00	£25,455.00
Icon Tech	5-door hatchback	Hybrid Petrol	1.8 VVT-i	122 DIN hp	Auto	102 g/km	101-110	£145	23%	£20,440.83	£4,088.17	£726.00	£25,255.00	£25,455.00
Icon Tech	5-door hatchback	Hybrid Petrol	2.0 VVT-i	184 DIN hp	Auto	111 g/km	111-130	£165	25%	£21,878.33	£4,375.67	£726.00	£26,980.00	£27,200.00
Icon Tech	Touring Sports	Hybrid Petrol	1.8 VVT-i	122 DIN hp	Auto	103 g/km	101-110	£145	23%	£21,499.17	£4,299.83	£726.00	£26,525.00	£26,725.00
Icon Tech	Touring Sports	Hybrid Petrol	2.0 VVT-i	184 DIN hp	Auto	112 g/km	111-130	£165	25%	£22,936.67	£4,587.33	£726.00	£28,250.00	£28,470.00
Icon Tech	4-door saloon	Hybrid Petrol	1.8 VVT-i	121 DIN hp	Auto	102 g/km	101-110	£145	23%	£20,257.50	£4,051.50	£726.00	£25,035.00	£25,235.00
Design + TRK	5-door hatchback	Hybrid Petrol	1.8 VVT-i	122 DIN hp	Auto	110 g/km	101-110	£145	25%	£21,357.50	£4,271.50	£726.00	£26,355.00	£26,555.00
Design	5-door hatchback	Hybrid Petrol	1.8 VVT-i	122 DIN hp	Auto	111 g/km	111-130	£165	25%	£21,340.83	£4,268.17	£726.00	£26,335.00	£26,555.00
Design + TRK	Touring Sports	Hybrid Petrol	1.8 VVT-i	122 DIN hp	Auto	112 g/km	111-130	£165	25%	£22,453.33	£4,490.67	£726.00	£27,670.00	£27,890.00
Design	4-door saloon	Hybrid Petrol	1.8 VVT-i	121 DIN hp	Auto	111 g/km	111-130	£165	25%	£21,095.00	£4,219.00	£726.00	£26,040.00	£26,260.00
Design	5-door hatchback	Hybrid Petrol	2.0 VVT-i	184 DIN hp	Auto	118 g/km	111-130	£165	26%	£22,795.00	£4,559.00	£726.00	£28,080.00	£28,300.00
Design	Touring Sports	Hybrid Petrol	2.0 VVT-i	184 DIN hp	Auto	120 g/km	111-130	£165	27%	£23,890.83	£4,778.17	£726.00	£29,395.00	£29,615.00
GR SPORT	5-door hatchback	Hybrid Petrol	1.8 VVT-i	122 DIN hp	Auto	112 g/km	111-130	£165	25%	£22,620.00	£4,524.00	£726.00	£27,870.00	£28,090.00
GR SPORT	Touring Sports	Hybrid Petrol	1.8 VVT-i	122 DIN hp	Auto	112 g/km	111-130	£165	25%	£23,678.33	£4,735.67	£726.00	£29,140.00	£29,360.00
GR SPORT	5-door hatchback	Hybrid Petrol	2.0 VVT-i	184 DIN hp	Auto	119 g/km	111-130	£165	26%	£24,057.50	£4,811.50	£726.00	£29,595.00	£29,815.00
GR SPORT	Touring Sports	Hybrid Petrol	2.0 VVT-i	184 DIN hp	Auto	121 g/km	111-130	£165	27%	£25,299.17	£5,059.83	£726.00	£31,085.00	£31,305.00
TREK	Touring Sports	Hybrid Petrol	1.8 VVT-i	122 DIN hp	Auto	113 g/km	111-130	£165	25%	£23,565.83	£4,713.17	£726.00	£29,005.00	£29,225.00
TREK	Touring Sports	Hybrid Petrol	2.0 VVT-i	184 DIN hp	Auto	121 g/km	111-130	£165	27%	£25,003.33	£5,000.67	£726.00	£30,730.00	£30,950.00
Excel + TRK	5-door hatchback	Hybrid Petrol	1.8 VVT-i	122 DIN hp	Auto	112 g/km	111-130	£165	25%	£22,790.83	£4,558.17	£726.00	£28,075.00	£28,295.00
Excel + TRK	Touring Sports	Hybrid Petrol	1.8 VVT-i	122 DIN hp	Auto	112 g/km	111-130	£165	25%	£24,220.00	£4,844.00	£726.00	£29,790.00	£30,010.00
Excel + TRK	5-door hatchback	Hybrid Petrol	2.0 VVT-i	184 DIN hp	Auto	120 g/km	111-130	£165	27%	£24,228.33	£4,845.67	£726.00	£29,800.00	£30,020.00
Excel + TRK	Touring Sports	Hybrid Petrol	2.0 VVT-i	184 DIN hp	Auto	121 g/km	111-130	£165	27%	£25,840.83	£5,168.17	£726.00	£31,735.00	£31,955.00

[^] All CO₂ emissions data is sourced from official EU-regulated tests. This is provided for comparability purposes only.

* VED – First year Vehicle Excise Duty

[‡] BIK – Benefit in kind company car tax.

[§] List Price for VED renewal purposes comprises: cost of the vehicle including £700 delivery charge & £26 number plate allowance (all inclusive of VAT).

** On the Road Price comprises: list price plus 12 months' Vehicle Excise Duty (banding based on CO₂ for Year 1 @ 1st April 2020) & £55 Vehicle First Registration Fee.

OPTION PRICES

Factory options

	Icon	Icon Tech	Design	GR SPORT	TREK	Excel 1.8 Hybrid	Excel 2.0 Hybrid	Exc VAT	VAT	Inc VAT
Toyota Skyview® Panoramic Roof	–	–	○ ^{§§}	–	–	○ ^{§§}	○	£800.00	£160.00	£960.00
JBL® Premium Sound System with 8 Speakers including an 8-channel, 800-watt amplifier, 2x tweeters, 2x wide-dispersion speakers, 2x full-range speakers and 2x subwoofers.	–	–	–	–	–	–	○	£375.00	£75.00	£450.00
Metallic paint	○	○	○	○	○	○	○	£500.00	£100.00	£600.00
Pearlescent paint (White Pearl, Sterling Silver & Scarlet Flare)	○	○	○	○	○	○	○	£750.00	£150.00	£900.00
Bi-tone – Solid (GR SPORT HB Only)	–	–	–	○	–	–	–	£183.33	£36.67	£220.00
Bi-tone – Metallic (5-door hatchback + TRK Only - Not available with Pan Roof)	–	–	–	○	–	○	○	£683.33	£136.67	£820.00
Bi-tone – Pearlescent paint (5-door hatchback + TRK Only - Not available with Pan Roof)	–	–	–	○	–	○	○	£933.33	£186.67	£1,120.00

^{§§} Excluding 1.8 Touring Sports & Saloon.

● = Standard ○ = Optional – = Not available

Prices



2021 Corolla (continued)

CUSTOMISATION Factory options	Icon	Icon Tech	Design	GR SPORT	TREK	Excel 1.8 Hybrid	Excel 2.0 Hybrid	Exc VAT	VAT	Inc VAT
Essential Protection pack* – Hatchback & Touring Sports – Boot liner, mudflaps & rear bumper plate (plastic) TREK and GR SPORT – boot liner, rubber floor mats & rear bumper plate (plastic)	○	○	○	○	○	○	○	£165.83	£33.17	£199.00
Protection+ Pack* – Boot liner, mudflaps, rear bumper plate (plastic), rubber floor mats & scuff plates	○	○	○	–	–	○	○	£290.83	£58.17	£349.00
Saloon Protection+ Pack – Scuff plates, rear bumper plate, boot liner & rubber floor mats	○	○	○	–	–	–	–	£249.17	£49.83	£299.00
Rear Parking Pack* – Rear parking sensors ONLY	○	–	–	–	–	–	–	£290.83	£58.17	£349.00
Parking Pack* – Front & rear parking sensors	○	●	●	●	●	●	●	£457.50	£91.50	£549.00
Style Pack* – Available in black, red or chrome variations	○	○	○	–	–	○	○	£290.83	£58.17	£349.00
Towing Solutions – Touring Sports ONLY – Detachable, vertical & horizontal, 7-Pin & 13-Pin	○	○	○	–	○	○	○	£415.83	£83.17	£499.00
Towing Solutions – Saloon ONLY – Detachable, 13-Pin	○	○	○	–	–	–	–	£499.17	£99.83	£599.00
16" Alloy* – Available in silver only	○	○	–	–	–	–	–	£415.83	£83.17	£499.00
17" Alloy* – Choice of silver, black & machined-face	–	–	○	○	○	–	–	£499.17	£99.83	£599.00
18" Alloy* – Available in Gloss black only	–	–	–	○ [‡]	–	○ [‡]	○ [‡]	£582.50	£116.50	£699.00
Nextbase Front-facing Dash Camera (Centre Fitment Only)	○	○	○	○	○	○	○	£208.33	£41.67	£250.00
Nextbase Front- and Rear-facing Dash Camera (Centre Fitment Only)	○	○	○	○	○	○	○	£291.67	£58.33	£350.00
Medium taxi-screen (Centre Fitment Only)	○	○	○	○	○	○	○	£162.50	£32.50	£195.00

* Not available on Saloon. [‡] Only available on Hatchback & 2.0 Touring Sport.

● = Standard ○ = Optional – = Not available

Choice of options and accessories fitted (pre-registration) may affect the official CO₂ figures, car tax and 'on the road' price.

Grades



ICON



MAIN FEATURES

- 16" alloy wheels
- Toyota Safety Sense 2 with Adaptive Cruise Control
- eCall
- Automatic LED headlights*
- LED Front fog lights
- Dual-zone automatic air conditioning
- Power-adjustable lumbar support on driver seat
- Heated driver and front passenger seats
- Heated rear outer seats[‡]
- Toyota Touch® 2 multimedia system with DAB, Bluetooth® connectivity and smartphone integration including Apple CarPlay™ and Android Auto™
- Reversing camera
- 7" Colour multi-information display

OPTIONAL FEATURES

- Essential Protection Pack*
- Protection+ Pack*
- Saloon Protection+ Pack[§]
- Rear Parking Pack: Rear parking sensors only
- Parking Pack: Front and rear parking sensors
- Style Pack (black, red and chrome)
- Towing Solutions



ICON TECH



MAIN FEATURES (ADDITIONAL TO ICON)

- Toyota Touch® 2 with Go navigation system
- Enhanced multimedia functionality including voice recognition and 3D maps
- Front and rear parking sensors with SIPA and ICS[§]

OPTIONAL FEATURES

- Essential Protection Pack*
- Protection+ Pack*
- Saloon Protection+ Pack[§]
- Style Pack (black, red and chrome)
- Towing Solutions



* Available on Hatchback and Touring Sports only. [‡] Available on Saloon only.
[§] Parking Sensors on Hatchback and Touring Sports have SIPA and ICS.
Saloon grades have parking sensors without SIPA and ICS.

Grades



DESIGN



MAIN FEATURES (ADDITIONAL TO ICON TECH)

- 17" machined-face alloy wheels
- Black fabric with synthetic leather^{oo}
- Automatic folding door mirrors
- Automatic wipers
- Automatic dimming rear-view mirror
- Privacy glass on rear windows
- Light blue interior ambient lighting^{oo}

OPTIONAL FEATURES

- Panoramic roof^{**}
- Essential Protection Pack^{*}
- Protection+ Pack^{*}
- Saloon Protection+ Pack[§]
- Style Pack (black, red and chrome)
- Towing Solutions



GR SPORT



MAIN FEATURES (ADDITIONAL TO DESIGN)

- 18" machined-face alloy wheels^{§§}
- GR SPORT styling (exterior and interior)
- Head Up Display (HUD)
- Sport seat with partial leather
- 3D colour multi-information display

OPTIONAL FEATURES

- Bi-tone paint^o
- Essential Protection Pack[§]



^{*} Available on Hatchback and Touring Sports only.

[§] Available on Saloon only.

^o Available on Hatchback only.

^{**} Optional on Design and Excel Hatchback. Also optional on Design and Excel Touring Sports in 2.0 only.

^{oo} Available on Hatchback and Touring Sport only.

^{§§} 1.8 Touring Sport comes with 17" alloy wheels.

Grades



TREK (AVAILABLE AS TOURING SPORTS ONLY)



MAIN FEATURES (ADDITIONAL TO DESIGN)

17" machined-face alloy wheel

TREK styling (exterior and interior)

20mm raised suspension

Smart Entry

Power tailgate with kick sensor

OPTIONAL FEATURES

Essential Protection Pack: Boot liner, rubber floor mats and rear bumper plate (plastic)

Towing Solutions



EXCEL



Excel grade is only available in Hatchback and Touring Sports.

MAIN FEATURES (ADDITIONAL TO DESIGN)

18" alloy wheels*

Black leather sports seats with red accents

Bi-LED headlights

Smart Entry

Power back door with kick sensor[‡]

OPTIONAL FEATURES

Panoramic roof[°]

Bi-tone paint^{°°}

JBL® Premium Sound System with 8 Speakers including an 8-channel, 800-watt amplifier, 2x tweeters, 2x wide-dispersion speakers, 2x full range speakers and 2x subwoofers**

Protection+ Pack[§]

Essential Protection Pack: Boot liner, rubber floor mats and rear bumper plate (plastic)

Style Pack (black, red and chrome)

Towing Solutions



* 1.8 Touring Sport comes with 17" alloy wheels.

[‡]Touring Sports only.

[°] Available on Hatchback and 2.0 Touring Sports only.

** Available on 2.0 only.

^{°°} Available on Hatchback only.

Specifications – Hatchback



ENVIRONMENTAL PERFORMANCE	1.8 Petrol Hybrid (122 hp) Automatic	2.0 Petrol Hybrid (184 hp) Automatic
Fuel economy – combined (mpg) WLTP	55.3–62.7	50.45–57.65
Fuel grade – recommended	95 or more (octane)	95 or more (octane)
Fuel tank capacity (l)	43	43
Combined CO ₂ (g/km) WLTP	101–115	111–127
Euro class	Euro 6 AP	Euro 6 AP
Carbon monoxide, CO (mg/km)	104.8	188.20
Hydrocarbons, THC (mg/km)	12.4	22.30
Hydrocarbons, NMHC (mg/km)	9.3	19.20
Nitrogen Oxides, NO _x (mg/km)	3.0	4.0
Sound level drive by (dB(A))	67	67

Quoted mpg and CO₂: Figures are provided for comparability purposes; only compare fuel consumption and CO₂ figures with other cars tested to the same technical procedures. These figures may not reflect real-life driving results.

All vehicles are certified according to the World Harmonised Light Vehicle Test Procedure (WLTP). CO₂ figures (and hence car tax and recommended 'on the road' prices) may differ from information printed before 1 April 2020, due to a change in the official method of calculation. This date may change, please visit www.vehicle-certification-agency.gov.uk/fcb/wltp.asp for the latest information.

Please contact your local Toyota Centre for further information.

ENGINE	1.8 Petrol Hybrid (122 hp) Automatic	2.0 Petrol Hybrid (184 hp) Automatic
Engine code	2ZR-FXE	M20A-FXS
Number of cylinders	4 cylinders, in line	4 cylinders, in line
Valve mechanism	DOHC 16-valve with VVT-i	DOHC 16-valve with VVT-i
Fuel injection system	D-4D Direct fuel injection	SFI Electronic fuel injection
Displacement (cc)	1798	1987
Bore x stroke (mm x mm)	80.5 x 88.3	80.5 x 97.62
Compression ratio	13.0:1	14.0:1
Maximum output (kW@rpm)	90/5200	135/5200
Maximum output (DIN hp)	122	184
Maximum torque (Nm@rpm)	142/3600	190/4400
Total hybrid system output (kW)	90	135
Total hybrid system output (DIN hp)	122	184
Electric front motor: type	Permanent magnet synchronous motor	Permanent magnet synchronous motor
Electric front motor: maximum output (kW)	53	80
Electric front motor: maximum torque (Nm)	163	202
Hybrid vehicle battery: type	Lithium-ion	Nickel-metal hydride
Hybrid vehicle battery: number of modules	56	180
Hybrid vehicle battery: capacity Ah (hr)	3.6	6.5

TRANSMISSION	1.8 Petrol Hybrid (122 hp) Automatic	2.0 Petrol Hybrid (184 hp) Automatic
Transmission type	Automatic	Automatic

PERFORMANCE	1.8 Petrol Hybrid (122 hp) Automatic	2.0 Petrol Hybrid (184 hp) Automatic
Maximum speed (mph)	112	112
Acceleration 0–62 (mph) (sec)	10.9	7.9
Drag coefficient	0.32	0.32

Specifications – Hatchback



WEIGHTS & TOWING CAPACITY	1.8 Petrol Hybrid (122 hp) Automatic	2.0 Petrol Hybrid (184 hp) Automatic
Gross vehicle weight – total (kg)	1820	1910
Kerb weight (kg)	1295–1400	1340–1510
Towing capacity with brakes (kg)	750	750
Towing capacity without brakes (kg)	450	450

SUSPENSION	1.8 Petrol Hybrid (122 hp) Automatic	2.0 Petrol Hybrid (184 hp) Automatic
Front	MacPherson strut	MacPherson strut
Rear	Double wishbone	Double wishbone

BRAKES	1.8 Petrol Hybrid (122 hp) Automatic	2.0 Petrol Hybrid (184 hp) Automatic
Front	Ventilated disc	Ventilated disc
Rear	Solid disc	Solid disc

INTERIOR DIMENSIONS & LOAD VOLUME	5-Door
Number of seats	5
5-seat mode (laden to parcel shelf) (litres)	313/361
2-seat mode (laden to roof) (litres)	1004/1052
Interior length (mm)	1795
Interior width (mm)	1510
Interior height (mm)	1155
Boot, max width (mm)	1395



EXTERIOR DIMENSIONS	5-Door
Exterior length (mm)	4370
Exterior width (mm)	1790
Exterior height (mm)	1435
Front tread (mm)	1530
Rear tread (mm)	1530
Overhang front (mm)	935
Overhang rear (mm)	795
Wheelbase (mm)	2640

STEERING	5-Door
Turning radius tyre (m)	5.1–5.3
Turning radius body (m)	5.5–5.7

OFF ROAD	5-Door
Min. running ground clearance (mm)	135

ALLOY WHEELS	Icon	Icon Tech	Design	GR SPORT	Excel
16" alloy wheels	●	●	–	–	–
17" machined-face alloy wheels	–	–	●	–	–
18" machined-face alloy wheels	–	–	–	●	●
Tyre repair kit	●	●	●	●	●
Spare wheel	○	○	●*	○	–

● = Standard ○ = Optional – = Not available
 * Design 2.0 with optional Panoramic roof has spare wheel as standard.



Equipment – Hatchback



EXTERIOR STYLING	Icon	Icon Tech	Design	GR SPORT	Excel
Piano black surround on lower front grille with dark chrome mesh effect	–	–	–	●	–
Black metallic surround on lower front grille	●	●	●	–	–
Satin chrome surround on lower front grille	–	–	–	–	●
Rear bumper with chrome plated inserts	●*	●*	●*	–	●*
Rear bumper with satin chrome plated insert	–	–	–	●	–
Body-coloured rear spoiler	●	●	●	●	●
Body-coloured door mirrors	●	●	●	●	●
Black door mirrors	–	–	–	○ [‡]	○ [‡]
Black window frames	●	●	●	○ [‡]	○ [‡]
Chrome window frames	–	–	●	●	●
Privacy glass on rear window	–	–	●	●	●

EXTERIOR COMFORT	Icon	Icon Tech	Design	GR SPORT	Excel
Follow-me-home headlights	●	●	●	●	●
Automatic headlights	●	●	●	●	●
Automatic wipers	–	–	●	●	●
Power-adjustable, heated door mirrors	●	●	●	●	●
Auto-folding door mirrors	–	–	●	●	●
Smart Entry	–	–	–	–	●

INTERIOR STYLING	Icon	Icon Tech	Design	GR SPORT	Excel
Soft-touch texture on upper dashboard	●	●	●	●	●
Stitching on upper dashboard	–	–	–	–	●
Satin chrome trims on dashboard	●	●	●	●	●
Light blue ambient lighting on front doors, open tray and front cup holders	–	–	●	–	●
3-spoke leather steering wheel	●	●	●	●	●
Leather gear shift with satin chrome on gear shift console	●	●	●	●	●
Fabric armrests	●	●	–	●	–
Leather style armrests	–	–	●	–	●
Satin chrome interior door handles	●	●	●	●	●
Rear armrest with 2 cup holders	●	●	●	●	●
Power window switches with satin chrome inserts	●	●	●	●	●

● = Standard ○ = Optional – = Not available
 * Standard on 2.0. ‡ Available with optional Bi-tone roof.

Equipment – Hatchback



INTERIOR COMFORT	Icon	Icon Tech	Design	GR SPORT	Excel
Push-button start	●	●	●	●	●
Electronic parking brake	●	●	●	●	●
Manual telescopic & tilting steering wheel	●	●	●	●	●
Electric Power Steering (EPS)	●	●	●	●	●
Paddle shifts	●*	●*	●*	●*	●*
Manual day/night rear-view mirror	●	●	–	–	–
Auto-dimming rear-view mirror	–	–	●	●	●
Dual-zone automatic air conditioning with ECO mode switch	●	●	●	●	●
Pollen air filter	●	●	●	●	●
Sliding armrest on centre console box	●	●	●	●	●
Heated driver & front passenger seats	●	●	●	●	●
Black fabric with synthetic leather	–	–	●	–	–
Black fabric with partial leather sports seats	–	–	–	●	–
Black leather sport seats with red accents	–	–	–	–	●
Manually height-adjustable driver and front passenger seats	●	●	●	●	●
Power-adjustable lumbar support on driver seat	●	●	●	●	●
60:40 split folding rear seats	●	●	●	●	●
Auto up & down function with anti-jam on all power windows	●	●	●	●	●
UV-filter on all windows	●	●	●	●	●
Rear windscreen wiper	●	●	●	●	●
Time-adjustable intermittent front wiper	●	●	●	●	●
Rear window defogger	●	●	●	●	●
Light & mirror on driver and passenger sun visor	●	●	●	●	●
Driver & front passenger personal lights	●	●	●	●	●
Centre room light	●	●	●	●	●
Boot light	●	●	●	●	●
Illuminated entry system	●	●	●	●	●
7" colour multi-information display	●	●	●	●	●
Front 12V power outlet	●	●	●	●	●
Audio, multimedia & telephone switches on steering wheel	●	●	●	●	●
Voice recognition switch on steering wheel	●	●	●	●	●
Dynamic Radar Cruise Control (with RSA) switches on steering wheel	●	●	●	●	●
Lane Departure Alert (LDA) switch on steering wheel	●	●	●	●	●
Adjustable Speed Limiter (ASL) switch on steering wheel	●	●	●	●	●
Front and rear overhead assist grips	●	●	●	●	●

● = Standard ○ = Optional – = Not available

* Standard on 2.0.

Equipment – Hatchback



STORAGE	Icon	Icon Tech	Design	GR SPORT	Excel
Slow-opening glovebox with light	●	●	●	●	●
Front door pockets	●	●	●	●	●
Front & rear cup and bottle holders	●	●	●	●	●
Rear passenger coat hooks (2)	●	●	●	●	●
Passenger-only seatback pocket	●	●	●	–	–
Driver & passenger seatback pockets	–	–	–	●	●
Parcel shelf	●	●	●	●	●
Shopping bag hooks in luggage compartment	●	●	●	●	●

MULTIMEDIA	Icon	Icon Tech	Design	GR SPORT	Excel
Toyota Touch® 2 multimedia system with 8" display	●	●	●	●	●
Toyota Touch® 2 with Go navigation	–	●	●	●	●
Smartphone integration including Apple CarPlay™ and Android Auto™	●	●	●	●	●
USB connectors	●	●	●	●	●
USB charging port in centre storage box	–	–	–	–	●
Bluetooth® connectivity	●	●	●	●	●
Digital Audio Broadcasting (DAB)	●	●	●	●	●
6 speakers	●	●	●	●	●
MyT Connected Services	●	●	●	●	●

SAFETY	Icon	Icon Tech	Design	GR SPORT	Excel
Toyota Safety Sense 2 inc: Automatic High Beam, Dynamic Radar Cruise Control with (RSA), Pre-Collision System with Pedestrian and Cyclist Detection, Lane Departure Alert with Steering Control & Driver Assist Alert, Lane Trace Assist*, Road Sign Assist	●	●	●	●	●
eCall emergency call system	●	●	●	●	●
Adjustable Speed Limiter (ASL) with memory	●	●	●	●	●
Emergency Brake-light Signal (EBS)	●	●	●	●	●
Anti-lock Braking System (ABS) with Electronic Brake force Distribution (EBD)	●	●	●	●	●
Vehicle Stability Control (VSC)	●	●	●	●	●
Hill-start Assist Control (HAC) & Downhill Assist Control (DAC)	●	●	●	●	●
Tyre Pressure Warning System (TPWS)	●	●	●	●	●
LED High-mounted stop light	●	●	●	●	●
LED Rear combination lights	●	●	●	●	●
LED Multi-reflector headlights with manual headlight levelling	●	●	●	●	–
LED Dual-beam projector headlights with manual headlight levelling	–	–	–	–	●
LED Daytime running lights	●	●	●	●	●
LED Front fog lights	●	●	●	●	●
Turning signal integrated in door mirrors	●	●	●	●	●
Front and rear parking sensors with Simple Intelligent Parking Assist (SIPA)	–	●	●	●	●
Reversing camera	●	●	●	●	●
Alarm with immobiliser	●	●	●	●	●
Supplemental Restraint System (SRS) – 7 airbags	●	●	●	●	●
Front passenger airbag on/off switch	●	●	●	●	●
Front and rear seat belt reminder	●	●	●	●	●
Adjustable driver and front passenger seat belt extender to top anchor point	●	●	●	●	●
Pre-tensioners and force limiters	●	●	●	●	●
ISOFIX fitting points on rear outer seats	●	●	●	●	●
3 adjustable rear headrests	●	●	●	●	●

● = Standard ○ = Optional – = Not available

Equipment – Hatchback



PACKS	Icon	Icon Tech	Design	GR SPORT	Excel
Toyota Skyview® Panoramic roof with power opening	–	–	○	–	○*
JBL® Premium Sound System with 8 Speakers including an 8-channel, 800-watt amplifier, 2x tweeters, 2x wide-dispersion speakers, 2x full range speakers and 2x subwoofers	–	–	–	–	○ [§]
Toyota Touch® 2 with Go navigation	○	●	●	●	●
Essential Protection Pack: Boot liner, mudflaps and rear bumper plate (plastic)	○	○	○	–	○
Essential Protection Pack: Boot liner, rubber floormats and rear bumper plate (plastic)	–	–	–	○	–
Protection+ Pack: Boot liner, mudflaps, rear bumper plate (plastic), rubber floormats and scuff plates	○	○	○	–	○
Rear Parking Pack: Rear parking sensors only	○	–	–	–	–
Parking Pack: Front and rear parking sensors	○	●	●	●	●

● = Standard ○ = Optional – = Not available

* Not available with Bi-tone paint option. § Optional on 2.0.

Specifications – Saloon



ENVIRONMENTAL PERFORMANCE

1.8 Petrol Hybrid (122 hp) Automatic

Fuel economy – combined (mpg) WLTP	55.3–62.7
Fuel grade – recommended	95 or more (octane)
Fuel tank capacity (litres)	43
Combined CO ₂ (g/km) WLTP	102–116
Euro class	Euro 6 AP
Carbon monoxide, CO (mg/km)	125
Hydrocarbons, THC (mg/km)	16.3
Hydrocarbons, NMHC (mg/km)	14.0
Nitrogen Oxides, NO _x (mg/km)	2.3
Sound level drive by (dB(A))	68

Quoted mpg and CO₂: Figures are provided for comparability purposes; only compare fuel consumption and CO₂ figures with other cars tested to the same technical procedures. These figures may not reflect real-life driving results.

All vehicles are certified according to the World Harmonised Light Vehicle Test Procedure (WLTP). CO₂ figures (and hence car tax and recommended 'on the road' prices) may differ from information printed before 1 April 2020, due to a change in the official method of calculation. This date may change, please visit www.vehicle-certification-agency.gov.uk/fcb/wltp.asp for the latest information.

Please contact your local Toyota Centre for further information.

ENGINE

1.8 Petrol Hybrid (122 hp) Automatic

Engine code	ZZR-FXE
Number of cylinders	4 in line
Valve mechanism	DOHC 16-valve with VVT-i
Fuel injection system	D-4D Direct fuel injection
Displacement (cc)	1798
Bore x stroke (mm x mm)	80.5 x 88.3
Compression ratio	13.0:1
Maximum output (kW@rpm)	90
Maximum output (DIN hp)	122
Maximum torque (Nm@rpm)	142/-3600
Total hybrid system output (kW)	90
Total hybrid system output (DIN hp)	122
Electric front motor: type	Permanent magnet synchronous motor
Electric front motor: maximum output (kW)	53
Electric front motor: maximum torque (Nm)	163
Hybrid vehicle battery: type	Lithium-ion
Hybrid vehicle battery: number of modules	168
Hybrid vehicle battery: capacity Ah (hr)	6.5

TRANSMISSION

1.8 Petrol Hybrid (122 hp) Automatic

Transmission type	Automatic
-------------------	-----------

PERFORMANCE

1.8 Petrol Hybrid (122 hp) Automatic

Maximum speed (mph)	112
Acceleration 0–62 (mph) (sec)	11.0
Drag coefficient	0.282

WEIGHTS & TOWING CAPACITY

1.8 Petrol Hybrid (122 hp) Automatic

Gross vehicle weight – total (kg)	1835
Kerb weight (kg)	1310–1405
Towing capacity with brakes (kg)	750
Towing capacity without brakes (kg)	450

Specifications – Saloon



SUSPENSION

1.8 Petrol Hybrid (122 hp) Automatic

Front	MacPherson strut
Rear	Double wishbone

BRAKES

1.8 Petrol Hybrid (122 hp) Automatic

Front	Ventilated disc, 1-cylinder
Rear	Solid disc, 1-cylinder

INTERIOR DIMENSIONS & LOAD VOLUME

4-Door Saloon

Number of seats	5
Luggage capacity with rear seats up (l)	471
Interior width (mm)	1510
Interior height (mm)	1155
Boot capacity, max width (mm)	1360

EXTERIOR DIMENSIONS

4-Door Saloon

Exterior length (mm)	4630
Exterior width (mm)	1780
Exterior height (mm)	1435
Front tread (mm)	1530*/1531 [‡]
Rear tread (mm)	1539*/1544 [‡]
Overhang front (mm)	935
Overhang rear (mm)	995
Wheelbase (mm)	2700

STEERING

4-Door Saloon

Turning radius tyre (m)	5.2*/5.4 [‡]
Turning radius body (m)	5.6*/5.8 [‡]

OFF ROAD

4 Door Saloon

Min. running ground clearance (mm)	130
------------------------------------	-----

ALLOY WHEELS

	Icon	Icon Tech	Design
16" alloy wheels	●	●	–
17" machined-face alloy wheels	–	–	●
Space-saver spare wheel	●	●	●

● = Standard ○ = Optional – = Not available * 16" wheels. ‡ 17" wheels.



Equipment – Saloon



EXTERIOR STYLING	Icon	Icon Tech	Design
Chrome insert on upper front grille	●	●	●
Piano black surround on front fog lights	●	●	●
Silver insert on front bumper	●	●	●
Chrome insert on boot lid	●	●	●
Body-coloured door mirrors	●	●	●
Chrome window frames	●	●	●
Privacy glass on rear windows	–	–	●
Body-coloured shark-fin antenna	●	●	●

EXTERIOR COMFORT	Icon	Icon Tech	Design
Follow-me-home headlights	●	●	●
Automatic headlights	●	●	●
Automatic wipers	–	–	●
Boot lid release with push button	●	●	●
Remote boot lid release in cabin	●	●	●
Power-adjustable, heated door mirrors	●	●	●
Auto-folding door mirrors	–	–	●

INTERIOR STYLING	Icon	Icon Tech	Design
Soft-touch texture on dashboard	●	●	●
3-spoke leather steering wheel	●	●	●
Leather gear shift with satin chrome on gear shift console	●	●	●
Fabric armrests	●	●	●
Satin chrome interior door handles	●	●	●

INTERIOR COMFORT	Icon	Icon Tech	Design
Push-button start	●	●	●
Electronic parking brake	●	●	●
Manual-tilting and telescopic steering wheel	●	●	●
Digital speedometer	●	●	●
Electric Power Steering (EPS)	●	●	●
Manual day/night rear-view mirror	●	●	–
Auto-dimming rear-view mirror	–	–	●
Reversing camera	●	●	●
Dual-zone automatic air conditioning	●	●	●
Pollen air filter	●	●	●
Rear passenger air vents	●	●	●
Sliding armrest on centre console box	●	●	●
Power-adjustable lumbar support on driver seat	●	●	●
Heated driver & front passenger seats	●	●	●
Heated rear outer seats	●	●	●
60:40 split-folding rear seats	●	●	●
Front and rear power windows with anti-jam protection	●	●	●
Rear window defogger	●	●	●
Boot light	●	●	●
Illuminated entry system	●	●	●
Light & mirror on driver and front passenger sun visor	–	–	●
Front 12V power outlet	●	●	●
7" coloured multi information display	●	●	●

● = Standard ○ = Optional – = Not available

Equipment – Saloon



INTERIOR COMFORT	Icon	Icon Tech	Design
Audio, multimedia & telephone switches on steering wheel	●	●	●
Dynamic Radar Cruise Control (with RSA) switches on steering wheel	●	●	●
Lane Departure Alert (LDA) switch on steering wheel	●	●	●
Adjustable Speed Limiter (ASL) switch on steering wheel	●	●	●
Front & rear overhead assist grips	●	●	●
UV-filter on windows	●	●	●

STORAGE	Icon	Icon Tech	Design
Single compartment glovebox with light	●	●	●
Front & rear door pockets	●	●	●
Front & rear cup and bottle holders	●	●	●
Rear passenger coat hooks (2)	●	●	●

MULTIMEDIA	Icon	Icon Tech	Design
Toyota Touch® 2 multimedia system with 8" display	●	●	●
Toyota Touch® 2 with Go navigation	–	●	●
Smartphone integration including Apple CarPlay™ and Android Auto™	●	●	●
USB connectors with charging port in centre storage box	●	●	●
Bluetooth® connectivity	●	●	●
Digital Audio Broadcasting (DAB)	●	●	●
6 speakers	●	●	●
MyT Connected Services	●	●	●

SAFETY	Icon	Icon Tech	Design
Toyota Safety Sense 2 inc: Automatic High Beam, Dynamic Radar Cruise Control with (RSA), Pre-Collision System with Pedestrian and Cyclist Detection, Lane Departure Alert with Steering Control & Driver Assist Alert, Lane Trace Assist, Road Sign Assist	●	●	●
eCall emergency call system	●	●	●
Adjustable Speed Limiter (ASL) with memory	●	●	●
Emergency Brake-light Signal (EBS)	●	●	●
Anti-Lock Braking System (ABS) with Electronic Brake force Distribution (EBD)	●	●	●
Vehicle Stability Control (VSC)	●	●	●
Hill-start Assist Control (HAC)	●	●	●
LED High-mounted stop light	●	●	●
LED Rear combination lights	●	●	●
Halogen projector headlights	●	●	●
LED Daytime running lights	●	●	●
LED Front fog lights	●	●	●
Turning signal (bulb type)	●	●	●
Turning signal integrated in door mirrors	●	●	●
Front & rear parking sensors	–	●	●
Reversing camera	●	●	●
Alarm with immobiliser	●	●	●
Tyre Pressure Warning System (TPWS)	●	●	●
Supplemental Restraint System (SRS) – 7 airbags	●	●	●
Front passenger airbag on/off switch	●	●	●
Front & rear seat belt reminders	●	●	●
Adjustable driver and front passenger seat belt extender to top anchor point	●	●	●
Pre-tensioners and force limiters	●	●	●

● = Standard ○ = Optional – = Not available

Equipment – Saloon



SAFETY	Icon	Icon Tech	Design
ISOFIX fitting points on rear outer seat	●	●	●
Rear headrests (3)	●	●	●
Outer adjustable rear headrests	●	●	●

PACKS	Icon	Icon Tech	Design
Saloon Protection+ Pack: Scuff plates, rear bumper plate, boot liner + rubber floor mats	○	○	○
Rear Parking Pack: Rear parking sensors only	○	–	–

● = Standard ○ = Optional – = Not available

Specifications – Touring Sports



ENVIRONMENTAL PERFORMANCE	1.8 Petrol Hybrid (122 hp) Automatic	2.0 Petrol Hybrid (184 hp) Automatic
Fuel economy – combined (mpg) WLTP	55.3–62.7	50.4–56.4
Fuel grade – recommended	95 or more (octane)	95 or more (octane)
Fuel tank capacity (l)	43	43
Combined CO ₂ (g/km) WLTP	103–115	112–127
Euro class	Euro 6 AP	Euro 6 AP
Carbon monoxide, CO (mg/km)	104.8	188.2
Hydrocarbons, THC (mg/km)	12.4	22.3
Hydrocarbons, NMHC (mg/km)	9.3	19.2
Nitrogen Oxides, NO _x (mg/km)	3.0	4.0
Sound level drive by (dB(A))	67	67

Quoted mpg and CO₂: Figures are provided for comparability purposes; only compare fuel consumption and CO₂ figures with other cars tested to the same technical procedures. These figures may not reflect real-life driving results.

All vehicles are certified according to the World Harmonised Light Vehicle Test Procedure (WLTP). CO₂ figures (and hence car tax and recommended 'on the road' prices) may differ from information printed before 1 April 2020, due to a change in the official method of calculation. This date may change, please visit www.vehicle-certification-agency.gov.uk/fcb/wltp.asp for the latest information.

Please contact your local Toyota Centre for further information.

ENGINE	1.8 Petrol Hybrid (122 hp) Automatic	2.0 Petrol Hybrid (184 hp) Automatic
Engine code	2ZR-FXE	M20A-FXS
Number of cylinders	4 cylinders, in line	4 cylinders, in line
Valve mechanism	DOHC 16-valve with VVT-i	DOHC 16-valve with VVT-i
Fuel injection system	D-4D Direct fuel injection	SFI Electronic fuel injection
Displacement (cc)	1798	1987
Bore x stroke (mm x mm)	80.5 x 88.3	80.5 x 97.62
Compression ratio	13.0:1	14.0:1
Maximum output (kW@rpm)	90/5200	135/5200
Maximum output (DIN hp)	122	184
Maximum torque (Nm@rpm)	142/3600	190/4400
Total hybrid system output (kW)	90/5200	132/5200
Total hybrid system output (DIN hp)	122	180
Electric front motor: type	Permanent magnet synchronous motor	Permanent magnet synchronous motor
Electric front motor: maximum output (kW)	53.0	80
Electric front motor: maximum torque (Nm)	163	202
Hybrid vehicle battery: type	Lithium-ion	Nickel-metal-hydride
Hybrid vehicle battery: number of modules	56	180
Hybrid vehicle battery: capacity Ah (hr)	3.6	6.5

TRANSMISSION	1.8 Petrol Hybrid (122 hp) Automatic	2.0 Petrol Hybrid (184 hp) Automatic
Transmission type	Automatic	Automatic

PERFORMANCE	1.8 Petrol Hybrid (122 hp) Automatic	2.0 Petrol Hybrid (184 hp) Automatic
Maximum speed (mph)	112	112
Acceleration 0–62 (mph) (sec)	11.1	8.1
Drag coefficient	0.31	0.31–0.33

Specifications – Touring Sports



WEIGHTS & TOWING CAPACITY	1.8 Petrol Hybrid (122 hp) Automatic	2.0 Petrol Hybrid (184 hp) Automatic
Gross vehicle weight – total (kg)	1835	1955
Kerb weight (kg)	1300–1430	1370–1560
Towing capacity with brakes (kg)	750	750
Towing capacity without brakes (kg)	450	450

SUSPENSION	1.8 Petrol Hybrid (122 hp) Automatic	2.0 Petrol Hybrid (184 hp) Automatic
Front	MacPherson strut	MacPherson strut
Rear	Double wishbone	Double wishbone

BRAKES	1.8 Petrol Hybrid (122 hp) Automatic	2.0 Petrol Hybrid (184 hp) Automatic
Front	Ventilated disc	Ventilated disc
Rear	Solid disc	Solid disc

INTERIOR DIMENSIONS & LOAD VOLUME	5-Door
Number of seats	5
5-seat mode (laden to parcel shelf)	242/581
2-seat mode (laden to roof)	1591/1606
Interior length (mm)	1855
Interior width (mm)	1510
Interior height (mm)	1155 /1175 TREK only
Boot capacity, max width (mm)	1430

EXTERIOR DIMENSIONS	5-Door
Exterior length (mm)	4650/4670 TREK only
Exterior width (mm)	1790/1805 TREK only
Exterior height (mm)	1435 /1455 TREK only
Front tread (mm)	1530
Rear tread (mm)	1530
Overhang front (mm)	935
Overhang rear (mm)	1015
Wheelbase (mm)	2700

STEERING	5-Door
Turning radius tyre (m)	5.2–5.4
Turning radius body (m)	5.5–5.7


OFF ROAD	5-Door
Min. running ground clearance (mm)	135/155 TREK only

WHEELS	Icon	Icon Tech	Design	GR SPORT	TREK	Excel
16" alloy wheels	●	●	–	–	–	–
17" machined-face alloy wheels	–	–	●	●*	●	●*
18" machined-face alloy wheels	–	–	–	●	–	●
Space-saver spare wheel	●	●	● [§]	–	–	–
Tyre repair kit	–	–	○ [§]	●	●	●

● = Standard ○ = Optional – = Not available

* 1.8 Touring Sport comes with 17" alloy wheels.

§ Design 1.8 is available with Tyre repair kit only.



Equipment – Touring Sports



EXTERIOR STYLING

	Icon	Icon Tech	Design	GR SPORT	TREK	Excel
Aluminium roof rails	●	●	●	–	●	●
Dark chrome aluminium roof rails	–	–	–	●	–	–
Piano black surround on lower front grille with dark chrome mesh effect	–	–	–	●	–	–
Black surround on lower front grille	●	●	●	–	●	–
Satin chrome surround on lower front grille	–	–	–	–	–	●
Body-coloured rear spoiler	●	●	●	●	●	●
Body-coloured door mirrors	●	●	●	●	●	●
Privacy glass on rear window	–	–	●	●	●	●

EXTERIOR COMFORT

	Icon	Icon Tech	Design	GR SPORT	TREK	Excel
Follow-me-home headlights	●	●	●	●	●	●
Automatic headlights	●	●	●	●	●	●
Automatic wipers	–	–	●	●	●	●
Power-adjustable, heated door mirrors	●	●	●	●	●	●
Auto-folding door mirrors	–	–	●	●	●	●
Smart Entry	–	–	–	–	●	●
Power back door with kick sensor	–	–	–	–	●	●

INTERIOR STYLING

	Icon	Icon Tech	Design	GR SPORT	TREK	Excel
Soft-touch texture on upper dashboard	●	●	●	●	●	●
Stitching on upper dashboard	–	–	–	●	–	●
Satin chrome trims on dashboard	●	●	●	●	●	●
Stitching on lower dashboard	●	●	●	●	●	●
Wood-effect air vent surrounds	–	–	–	–	●	–
Light blue ambient lighting on front & rear doors, open tray and front cup holders	–	–	●	–	–	●
3-spoke leather steering wheel	●	●	●	●	●	●
Satin chrome interior door handles	●	●	●	●	●	●
Leather gear shift with satin chrome on gear shift console	●	●	●	●	●	●
Fabric armrests	●	●	●	●	●	–
Leather-style armrests	–	–	●	–	–	●
Rear armrest with 2 cup holders	●	●	●	●	●	●
Chrome door scuff plates	–	–	–	–	–	●
GR SPORT scuff plates	–	–	–	●	–	–
TREK scuff plates	–	–	–	–	●	–
Power window switches with satin chrome inserts	●	●	●	●	●	●

● = Standard ○ = Optional – = Not available

Equipment – Touring Sports



INTERIOR COMFORT	Icon	Icon Tech	Design	GR SPORT	TREK	Excel
Push-button start	●	●	●	●	●	●
Electronic parking brake	●	●	●	●	●	●
Manual tilting and telescopic steering wheel	●	●	●	●	●	●
Electric Power Steering (EPS)	●	●	●	●	●	●
Paddle shifts	●*	●*	●*	●*	●*	●*
Manual day/night rear-view mirror	●	●	–	–	–	–
Auto-dimming rear view-mirror	–	–	●	●	●	●
Dual-zone automatic air conditioning with ECO mode switch	●	●	●	●	●	●
Pollen air filter	●	●	●	●	●	●
Rear passenger air vents	●	●	●	●	●	●
Sliding armrest on centre console box	●	●	●	●	●	●
UV-filter on all windows	●	●	●	●	●	●
Heated driver & front passenger seats	●	●	●	●	●	●
Manually height-adjustable driver and front passenger seats	●	●	●	●	●	●
Power-adjustable lumbar support on driver seat	●	●	●	●	●	●
60:40 split folding rear seats	●	●	●	●	●	●
Remote-controlled Toyota Easy Flat system	●	●	●	●	●	●
Auto up & down with anti-jam function on all power windows	●	●	●	●	●	●
Noise reduction layer on windscreen	●	●	●	●	●	●
Rear window defogger	●	●	●	●	●	●
Time adjustable intermittent front wiper	●	●	●	●	●	●
Driver & front passenger personal lights	●	●	●	●	●	●
Rear passenger personal lights	●	●	●	●	●	●
Boot light	●	●	●	●	●	–
LED Boot light	–	–	–	–	–	●
7" colour multi-information display	●	●	●	●	●	●
Illuminated entry system	●	●	●	●	●	●
Light & mirror on driver and passenger sun visor	●	●	●	●	●	●
Front 12V and boot power outlets	●	●	●	●	●	●
Audio, multimedia & telephone switches on steering wheel	●	●	●	●	●	●
Voice recognition switch on steering wheel	●	●	●	●	●	●
Dynamic Radar Cruise Control (with RSA) switch on steering wheel	●	●	●	●	●	●
Lane Departure Alert (LDA) switch on steering wheel	●	●	●	●	●	●
Adjustable Speed Limiter (ASL) switch on steering wheel	●	●	●	●	●	●
Front and rear overhead assist grips	●	●	●	●	●	●

● = Standard ○ = Optional – = Not available * Standard on 2.0.

Equipment – Touring Sports



STORAGE

	Icon	Icon Tech	Design	GR SPORT	TREK	Excel
Slow-opening glovebox with light	●	●	●	●	●	●
Front & rear door pockets	●	●	●	●	●	●
Front & rear cup and bottle holders	●	●	●	●	●	●
Rear passenger coat hooks (2)	●	●	●	●	●	●
Passenger-only seatback pocket	●	●	●	–	●	–
Driver & passenger seatback pockets	–	–	–	●	–	●
Retractable tonneau cover with luggage partition net	●	●	●	●	●	●
Underfloor storage for tonneau cover	●	●	●	●	●	●
Dual-level deckboard	●	●	●	●	●	●
Side storage in boot	●*	●*	●*	●*	●*	●*
Boot underfloor storage	●	●	●	●	●	●
Shopping bag hooks in luggage compartment	●	●	●	●	●	●
Luggage utility rail	–	–	–	●	–	●

MULTIMEDIA

	Icon	Icon Tech	Design	GR SPORT	TREK	Excel
Toyota Touch® 2 multimedia system with 8" display	●	●	●	●	●	●
Toyota Touch® 2 with Go navigation	–	●	●	●	●	●
Smartphone integration including Apple CarPlay™ and Android Auto™	●	●	●	●	●	●
USB connectors with charging port in centre storage box	●	●	●	●	●	●
Bluetooth® connectivity	●	●	●	●	●	●
Digital Audio Broadcasting (DAB)	●	●	●	●	●	●
6 speakers	●	●	●	●	●	●
MyT Connected Services	●	●	●	●	●	●

● = Standard ○ = Optional – = Not available * Not available on 2.0.

Equipment – Touring Sports



SAFETY	Icon	Icon Tech	Design	GR Sport	TREK	Excel
Toyota Safety Sense 2 inc: Automatic High Beam, Dynamic Radar Cruise Control with (RSA), Pre-Collision System with Pedestrian and Cyclist Detection, Lane Departure Alert with Steering Control & Driver Assist Alert, Lane Trace Assist, Road Sign Assist	●	●	●	●	●	●
eCall emergency call system	●	●	●	●	●	●
Adjustable Speed Limiter (ASL) with memory	●	●	●	●	●	●
Emergency Brake-light Signal (EBS)	●	●	●	●	●	●
Anti-lock Braking System (ABS) with Electronic Brake force Distribution (EBD)	●	●	●	●	●	●
Vehicle Stability Control (VSC)	●	●	●	●	●	●
Hill-start Assist Control (HAC) & Downhill Assist Control (DAC)	●	●	●	●	●	●
Tyre Pressure Warning System (TPWS)	●	●	●	●	●	●
LED High-mounted stop light	●	●	●	●	●	●
LED Rear combination lights	●	●	●	●	●	●
LED Multi-reflector headlights with manual headlight levelling	●	●	●	●	●	–
LED Dual-beam projector headlights with manual headlight levelling	–	–	–	–	–	●
LED Daytime running lights	●	●	●	●	●	●
LED Front fog lights	–	–	●	●	●	●
Turning signal integrated in door mirrors	●	●	●	●	●	●
Front and rear parking sensors with Simple Intelligent Parking Assist (SIPA)	–	●	●	●	●	●
Reversing camera	●	●	●	●	●	●
Alarm with immobiliser	●	●	●	●	●	●
Supplemental Restraint System (SRS) – 7 airbags	●	●	●	●	●	●
Front passenger airbag on/off switch	●	●	●	●	●	●
Front & rear seat belt reminders	●	●	●	●	●	●
Adjustable driver and front passenger seat belt extender to top anchor point	●	●	●	●	●	●
Pre-tensioners and force limiters	●	●	●	●	●	●
ISOFIX fitting points on rear outer seats	●	●	●	●	●	●
3 adjustable rear headrests	●	●	●	●	●	●

PACKS	Icon	Icon Tech	Design	GR SPORT	TREK	Excel
Toyota Skyview® Panoramic roof	–	–	○*	–	–	○*
JBL® Premium Sound System with 8 Speakers including an 8-channel, 800-watt amplifier, 2x tweeters, 2x wide-dispersion speakers, 2x full range speakers and 2x subwoofers	–	–	–	–	–	○*
Essential Protection Pack: Boot liner, mudflaps and rear bumper plate (plastic)	○	○	○	–	○	○
Essential Protection Pack: Boot liner, rubber floor mats and rear bumper plate (plastic)	–	–	–	○	○	–
Protection Pack: Boot liner, mudflaps, rear bumper plate (plastic), rubber floor mats and scuff plates	○	○	○	–	–	○
Rear Parking Pack: Rear parking sensors only	○	–	–	–	–	–
Parking Pack: Front and rear parking sensors	○	●	●	●	●	●

● = Standard ○ = Optional – = Not available

* Optional on Touring Sports 2.0 only.



COROLLA ALL HYBRID. NO HALF MEASURES.

www.toyota.co.uk

This Prices, Specifications and Equipment document should be read in conjunction with the Corolla brochure (GBNGV-1020B-CL).

All passenger car prices shown are recommended retail and are applicable to vehicles sold for permanent use in the United Kingdom. List prices include VAT, delivery charge and number plate allowance. On the road prices include 12 months' Vehicle Excise Duty and Vehicle First Registration Fee (currently £55). Please see your local Toyota Centre for further details on the full range of Vehicles and Optional Extras available. For full description and illustration of exterior colours and internal trims, please consult your local Toyota Centre.

Quoted mpg and CO₂: Figures are provided for comparability purposes; only compare fuel consumption and CO₂ figures with other cars tested to the same technical procedures. These figures may not reflect real-life driving results. Fuel consumption and CO₂ produced varies significantly depending on a number of factors, including the accessories fitted (post-registration), driving style, conditions, speed and vehicle load.

All models and grades are certified according to the World Harmonised Light Vehicle Test Procedure (WLTP). All mpg and CO₂ figures quoted are full WLTP figures.

The official CO₂ figures for vehicles changed as from 1 April 2020, due to a change in the official method of calculation. CO₂ figures are used in the calculation of Vehicle Excise Duty (car tax) for new cars during their first year of registration. As a result, all CO₂ figures, car tax and 'on the road' prices for new vehicles, which were provided or displayed prior to 1 April 2020, may now have changed for vehicles which were not registered before that date. These dates may change, please visit www.vehicle-certification-agency.gov.uk/fcb/wltp.asp for the latest information.

Please contact your local Toyota Centre for further information.

5 Year Toyota warranty disclaimer: 5 years or 100,000 miles from new whichever comes first, with no mileage limitations for the first year. This warranty covers any mechanical fault caused by a manufacturing defect only.

Whilst every effort is made to reproduce accurate information, we reserve the right to change specifications, equipment and availability without prior notice. This price list cannot be regarded as infallible, and as such does not constitute an offer for sale of any particular vehicle or specification. For the latest specifications and availability we ask that you contact your local Toyota Centre. For more information on any other Toyota models and the location of your nearest Toyota Centre, simply call: **0344 701 6201*** (calls to Toyota may be monitored or recorded) or visit: **www.toyota.co.uk**

The use of the term 'Toyota Accessories' should not be taken to imply that the products on the accessory pages are actually manufactured by the Toyota Motor Corporation or Toyota (GB) PLC. Toyota (GB) PLC is continually updating and changing specifications of accessories and reserves the right to do so any time without prior notice.

©2021 by Toyota Motor Europe NV/SA ('TME'). No part of this publication may in any way be reproduced without prior written approval of TGB.

* Calls to this number cost the same as calling an 01 or 02 number. Where calls to 01 or 02 numbers are part of any 'inclusive' minutes (on mobile or landline), calls to this number will also be included.

Toyota (GB) PLC, Great Burgh, Burgh Heath, Epsom, Surrey KT18 5UX



Toyota UK



@ToyotaGB

January 2021