



GR SUPRA



# FOR THE FEELING



The legend is back. With a brand-new manual transmission, the experience behind the wheel is like nothing you've felt before. Built by TOYOTA GAZOO Racing, the new GR Supra delivers a drive to remember.



## DRIVING IN ITS PUREST FORM

A car built for motoring purists. Take everything you know and love about the original Toyota GR Supra – and make it even better. Enter the brand-new manual transmission, developed exclusively by Toyota. A 3.0 6-cylinder engine, enhanced suspension and the addition of a third pedal provide a unique drive as you accelerate through the gears.

This is a car built for true drivers, for those that want to fully connect to the road. The GR Supra delivers an outstanding ride.



#### FINELY TUNED GEARSHIFT

The new manual shift lever ratio has been ergonomically developed to allow smoother gear changes, helping achieve a tactile sensation.

#### BADGE OF HONOUR

New and exclusive to manual transmission, the latest GR Supra comes with a bespoke red Supra badge.



#### INTUITIVE COMBI METER

Linked to GR Supra's iMT system, new software syncs revolutions automatically to optimise torque during upshift and consistency during downshift.



#### ALUMINIUM PEDALS

Experience all the feelings that only come from the benefit of the newly engineered clutch that allows for better gear change, thanks to the new three sports pedals.



#### INSTANT ACCELERATION

The 3.0 6-cylinder engine lets you reap the benefits that only come with manual transmission. Enjoy ultimate driving pleasure with serious torque.

# IMPRESSIVE POWER

The Toyota GR Supra is ready for anything. Offering two high performance engines, choose from the agile and powerful 4-cylinder 2.0 engine with twin-scroll turbocharger. Or enjoy the throttle of the straight-6 3.0 automatic with smooth, direct acceleration of 0–62 mph in 4.3 seconds.

Available as automatic or an advanced, 6-speed manual transmission for intuitive gear changes and enhanced control, it's all about the incomparable feeling you experience at the wheel.



## ACTIVE SOUND DESIGN

The Toyota GR Supra is equipped with Active Sound Design: two selectable driving sounds. For everyday driving, Normal provides refined motoring that's perfect at the end of the day, while Sport delivers high tones and racing-inspired pops during downshifts.



## MODES TO SUIT YOUR MOOD

Switch between the Toyota GR Supra's two driving modes and adjust engine power, acceleration, steering and torque performance to suit your preferred driving style. For greater control, engage "Track" to reduce the level of intervention from the Vehicle Stability System.

## 2.0-LITRE AUTOMATIC PETROL RWD\*

Power **254 BHP**  
 Fuel consumption<sup>§</sup> **39.7 mpg**  
 CO<sub>2</sub> emissions<sup>§</sup> **167 g/km**  
 Acceleration 0–62 mph **5.2 seconds**  
 Top speed **155 mph**

## 3.0-LITRE AUTOMATIC PETROL RWD<sup>§</sup>

Power **335 BHP**  
 Fuel consumption<sup>§</sup> **34.8 mpg**  
 CO<sub>2</sub> emissions<sup>§</sup> **183 g/km**  
 Acceleration 0–62 mph **4.3 seconds**  
 Top speed **155 mph**

## 3.0-LITRE MANUAL PETROL RWD\*\*

Power **335 BHP**  
 Fuel consumption **32.0mpg**  
 CO<sub>2</sub> emissions<sup>§</sup> **198g/km**  
 Acceleration 0–62 mph **4.6 seconds**  
 Top Speed **155 mph**



\* Available on 2.0 Pro.  
<sup>§</sup> Combined cycle.  
<sup>§</sup> Available on 3.0 Pro.  
 \*\* Available on 3.0 and 3.0 Pro.




GR Supra's strategically placed powertrain allows you to sit low and as far back as possible for optimum handling performance.

## PURE FEELING

The new Toyota GR Supra is a sports car in its purest form. Engineered with a no-compromise attitude, you'll experience driving that's full of feeling and pleasure. Combining a short wheelbase and wide track, the GR Supra achieves the perfect "golden ratio" – making it wholly fun to drive even in the most demanding scenarios.

Whether driving uphill, cornering a tight bend or on a high friction surface, Hairpin+ delivers excellent stability and control. Responsive variable ratio sport-tuned electric power steering and available rear adaptive variable sport-tuned suspension help Supra handle like a dream. The Toyota GR Supra delivers a blend of power, agility and precision.



### THE GOLDEN RATIO

When a car's wheelbase length and tread width ratio is between 1.5 and 1.6, this is known as the ideal "golden ratio". The Toyota GR Supra achieves this with a perfect 1.55, which – when combined with enhanced suspension and low centre of gravity – provides exceptional driver control and confidence at the limit.



### STOPPING POWER

The new Toyota GR Supra's high-performance Brembo® brakes help drivers exploit its full dynamic potential and feature the iconic Supra logo. Four-piston front brake calipers and 2-piece 348-mm vented front disc rotors help reduce brake fade and give you firm, consistent braking force on or off the track.




High body rigidity offers class-leading aerodynamics and stability for improved ride comfort. Additionally, a double-bubble roof reduces drag and an arching rear spoiler helps suppress lift.

## RACING-INSPIRED AERODYNAMICS

Toyota Gazoo Racing has been instrumental in honing the Toyota GR Supra's performance. Drawing on international motorsport expertise has resulted in a shape designed to achieve optimum aerodynamic drag and lift characteristics.

Under its body, a light but extremely rigid aluminium and steel composite frame ensures the GR Supra corners with precision. The aluminium control arms and swivel bearings reduce the car's weight, to provide you with the confidence, grip and balance when you need it most.



### UNDERFLOOR AERODYNAMICS

A specially crafted flat undercover helps reduce aerodynamic lift. Air underneath the GR Supra is redirected via carefully crafted airflow regulating fins, helping you feel stable at speed.

# RACING-INSPIRED DESIGN

A captivating fusion of design as alluring as it is powerful. GR Supra was built without compromise. "By using a front-mounted straight-six engine, rear-wheel drive layout – something rarely seen in today's cars – I was able to reach something beyond Toyota's boundaries," explains Toyota's Chief Designer, Nobuo Nakamura.

A powerful silhouette with generous curves and daring lines stirs the senses. Fusing motorsports aerodynamics with a contemporary, powerful look, the GR Supra isn't just a sports car – but a work of art.



## OBJET-D-ART

Chief Designer, Nobuo Nakamura, gave a simple brief for the Toyota GR Supra: the concept of 'Condensed Extreme'. "My mission was to create a design that would be visually and physically exciting to sports car fans."

Imposing 19-inch forged alloy wheels and distinctive six-LED headlamps nod to the car's racing roots. The rear fog light and reversing lights are formed by dot-LEDs grouped in the centre of the rear bumper.





# TAKE COMFORT IN THE CONTROL

With its asymmetrical centre console, racing-inspired seats and premium technology, the new Toyota GR Supra offers the ultimate blend of GT interior comfort and sports car control. The driver's seat in the Toyota GR Supra incorporates adjustable side bolsters to keep you upright when speeds increase, while console knee pads offer comfort and support for maximum hold around tight corners.

For added convenience, the Toyota GR Supra's dual-zone air conditioning includes memory-touch switches for each operation. The 8.8" central multimedia display can also be operated either by touchscreen or using a rotary controller.



**A MOMENT TO RELAX**  
For moments when you want to settle back and relax, the new Toyota GR Supra 2.0 Pro is equipped with a 4-speaker audio system including Bluetooth® and USB port connections. The 3.0 in addition has 10-speakers & wireless mobile phone charger. The top 3.0 Pro comes with a JBL® Premium Sound System and 12-speakers.



**SUPPORTIVE SPORTS SEATS**  
14-way power-adjustable maximum hold leather seats incorporate heating and memory functions. (Only available on 3.0 Pro models).



Round corners in style with the sporty telescopic steering wheel. Leather detailing delivers a sense of luxury. With Smart Entry and Push Start system, daily driving is a friction-free experience.



Toyota GR Supra's asymmetric centre console marks a clear division between the enveloping driver's cockpit and the open passenger side of the cabin.

## BUILT AROUND THE DRIVER

Influenced by single-seater racing cars built for the track, the Toyota GR Supra cockpit puts you at the centre of it all. Located around a purposeful, three-spoke steering wheel, the large 8.8" high-resolution Head Up Display\* and digital combi-meter ensure you'll have all the information you need when you need it most – from speed and gear data to customisable directions features. From cruising at speed to checking the route ahead, the GR Supra is built for your enjoyment on the road.

\* Available on 3.0 Pro grades only. N.B. Android Auto™ is not yet available.

‡ Only in countries where Apple Inc. provide Carplay.

Apple CarPlay is a trademark of Apple Inc.



### FOCUS ON WHAT MATTERS

Premium grade models are equipped with a full colour Head Up Display (HUD), complementing the driver's instrument panel. The Toyota GR Supra's HUD\* displays important information clearly in your eyeline, minimising any potential distractions.



### SMARTPHONE INTEGRATION

Seamlessly connect your phone and car with Apple CarPlay. Displayed on the 8.8" touch screen, Toyota GR Supra uses the latest wireless technology – so there's no need for cables.



# CONNECTED AND IN CONTROL

When you're behind the wheel of the GR Supra, nothing can break your focus. With the help of Toyota Supra Connect\*, you'll have access to a range of connected services that make your journey more seamless.

In the cabin you can use the 8.8" touchscreen to access navigation including online traffic information and road events. GR Supra even gives you alerts on the weather. GR Supra also comes with added connectivity through your phone. Download the Toyota Supra Connect app to access even more services.



In the event of an accident or collision, the eCall feature will automatically alert the emergency services, while the Breakdown Call feature puts you in touch with a roadside assistant.



## CONNECTED SERVICES\*

Use your Toyota Supra connect app on your phone to access data analytics direct from your GR Supra including mileage, car status and fuel level. You can even send your next destination to the navigation system with a single tap. Outside the vehicle, remotely lock/unlock the doors, time the climate control or flash the hazards to spot your GR Supra in car parks.

\* Toyota Supra Connect can be downloaded directly from the Apple App Store to your iPhone.



You'll always have a clear view of the road with LED headlights, rear lights and daytime running lights. Auto wipers and a reversing camera conveniently keep everything in full view.

## ALL-ROUND CONFIDENCE

When a sports car can perform at this level, safety is paramount. That's why the Toyota GR Supra is equipped with Toyota Supra Safety+, a suite of technologies that includes Blind Spot Monitor\*, Lane Departure Alert with Steering Control and Adaptive Cruise Control<sup>§</sup>. A tyre pressure monitoring system (TPMS), temperature alarm and an eCall function that alerts the emergency services in the event of a serious accident add to a sense of all-round confidence, no matter what the situation.

In the city, you are aided by pedestrian and cyclist detection, plus intelligent parking sensors with automatic braking\*, to keep you and others out of harm's way.

\* Standard on 3.0 grades.

<sup>§</sup> Standard on 3.0 Pro Automatic only.

ALL ACTIVE SAFETY TECHNOLOGIES are intended to be back-up systems only and are not a substitute for safe and attentive driving. The functionality of these systems may be impacted by driving conditions. Further information is available from your local Toyota Centre.



### PRE-COLLISION SYSTEM WITH PEDESTRIAN AND CYCLIST DETECTION

Using a built-in camera, the Pre-Collision Safety (PCS) system alerts you in the event of a frontal collision. Equipped with Pedestrian (day/night) and Cyclist Detection (day only), GR Supra helps reduce the severity of a collision.



### LANE DEPARTURE ALERT WITH STEERING CONTROL

Using a camera to detect the lane markings in the road ahead, the system gives the driver audible and visual warnings if the vehicle starts to deviate from its lane without the turn indicator being applied. Steering Control applies corrective force in the case of unintentional lane departure.



## 2.0 PRO

A blend of performance and style offering high-end comfort and driving experience.

The 2.0 Pro grade offers 18" alloy wheels, Black Alcantara® sports seats and Toyota Supra Safety. An 8.8" display audio system completes your introduction to Supra.



### 2.0 PRO AUTOMATIC GRADE MAIN FEATURES

- 18" Black & Silver Bi-tone Machined-face alloy wheels (5-double-spoke)
- Active Sports differential
- Adaptive Variable Suspension (AVS)
- Supra Red Sports Calipers
- Toyota Supra Safety+ incl Pre-Collision System with Pedestrian and Cyclist Detection, Cruise Control, Lane Departure Alert (LDA) with steering control, Adaptive Auto High Beam (AHB) & Road Sign Assist (RSA)
- 8.8" Toyota Touch® 2 with Go navigation system, connected services, voice recognition, 4 speakers, DAB & Bluetooth® connectivity
- Reversing Camera
- Drive mode selector
- Electrically heated Black Alcantara® sports seats with power adjustable lumbar support
- Aluminium Pedals
- Smart Entry & Push-button Start
- LED headlights & LED Daytime running lights
- Auto dimming, power retractable, reverse tilting door mirrors
- Power-adjustable drivers mirror
- Dual-zone air conditioning
- eCall emergency call system





## 3.0 MANUAL

Feel closer to your drive with the GR Supra Manual.

Developed exclusively by Toyota with a 3.0 6-cylinder engine, enhanced suspension and the addition of a third pedal to make your driving experience even more enjoyable.



### 3.0 MANUAL GRADE MAIN FEATURES (ADDITIONAL TO 2.0 PRO AUTOMATIC)

- 19" Gunmetal Grey Forged Alloy wheels (10-spoke)
- Wireless mobile phone charger
- Front & Rear parking sensors
- Rear Cross Traffic Alert (RCTA)
- Rear-End Collision Warning
- Blind Spot Monitor (BSM)
- 10 speakers
- Power-adjustable passenger mirror
- Glovebox with light
- Front footwell lights
- Door courtesy light
- Luggage holding net with hooks
- 12v power outlet – Boot
- Red Supra Badge (Manual Only)





## 3.0 PRO MANUAL

Ultimate driving pleasure with serious torque.

Enjoy the premium equipment, including the JBL® Premium Sound System, 12 speakers and enhanced levels of comfort.



### 3.0 PRO MANUAL GRADE MAIN FEATURES (ADDITIONAL TO 3.0 MANUAL)

- Black Leather Sports seats with power height-adjustable, reclining & sliding seats, with Drivers memory function
- JBL® Premium Sound System with 12 speakers
- Head Up Display (HUD)
- LED Dual-beam Projector headlights
- Cornering lights
- Memory function on door mirrors



# SPECIAL EDITION MANUAL

The Special Edition Manual Grade comes with exclusive matt white paint and tan leather interior.



SPECIAL EDITION GRADE MAIN FEATURES  
(ADDITIONAL TO 3.0 PRO MANUAL)  
— Matt Mineral White paint  
— Tan Leather



Image is not UK specification.



## 3.0 PRO AUTOMATIC

A smooth and enjoyable drive.

Combining extraordinary levels of performance and high-end comfort. With premium levels of equipment the GR Supra is always ready to entertain.



### 3.0 PRO AUTOMATIC GRADE MAIN FEATURES (ADDITIONAL TO 3.0 PRO MANUAL)

- Adaptive Cruise Control (ACC) with Full Stop & Start functionality
- Black Supra Badge



# BODY ART

The Toyota GR Supra's "Condensed Extreme" design will turn heads whichever colour you choose. With a choice of seven exterior finishes, from a traditional sports car hue such as Prominence Red to the powerful-looking Lightning Yellow, your look is sure to impress.



D01 White Metallic\*



D12 Matt Mineral White<sup>§</sup>



D14 Moeraki Grey\*



D04 Black Metallic\*



D13 Dawn Blue\*



D05 Prominence Red<sup>§</sup>



D06 Lightning Yellow

\* Metallic paint.

<sup>§</sup> Only available on 3.0 Pro Manual Special Edition.

<sup>§</sup> Premium Solid Paint.



## SPORTY AND SOPHISTICATED

You'll instantly feel the Toyota GR Supra's competition DNA, inside and out. Its racing-inspired sports seats can be wrapped in either sporty Alcantara®, luxurious leather or striking Tan leather. Completing the purposeful look are a choice of wheel-arch-filling alloys.



1



2



3



4



- 1. **Black Leather**  
Standard on 3.0 Pro
- 2. **Black Alcantara®**  
Standard on 2.0 Pro & 3.0

- 3. **19" Gunmetal Grey Forged Alloy wheels (10-spoke)**  
Standard on 3.0 & 3.0 Pro
- 4. **18" Black & Silver Bi-tone Machined-face alloy wheels (5-double-spoke)**  
Standard on 2.0 Pro



# SPECIFICATIONS

	Petrol	Petrol	Petrol
ENVIRONMENTAL PERFORMANCE	2.0 Petrol 8-Speed Auto	3.0 Petrol 6-speed Manual	3.0 Petrol 8-Speed Auto
<b>Fuel consumption (WLTP)</b>			
Combined (mpg)	39.7	32	34.8
Recommended fuel grade	95/91 MIN	95/91 MIN	95/91 MIN
Fuel tank capacity (l)	52	52	52
<b>Carbon dioxide, CO<sub>2</sub> (NEDC equivalent)</b>			
Combined CO <sub>2</sub> g/km	161	198	183
<b>Exhaust emissions (Regulation EC/715/2007 as amended by EC 2018/1832 DG)</b>			
Euro class	EURO 6 DG	EURO 6 DG	EURO 6 DG
Carbon monoxide, CO (mg/km)	237.5	76.7	76.7
Hydrocarbons, THC (mg/km)	15.3	12.6	12.6
Hydrocarbons, NMHC (mg/km)	13.0	9.2	9.2
Nitrogen Oxides, NOx (mg/km)	13.5	9.3	9.3
Sound level drive by (dB(A))	69	69	69

The fuel consumption and CO<sub>2</sub> values are measured in a controlled environment on a representative production model, in accordance with the requirements of the new WLTP European regulation EC 2017/1151 and its applicable amendments. For each individual vehicle configuration, the final fuel consumption and CO<sub>2</sub> values may be calculated based on the ordered optional equipment. The fuel consumption and CO<sub>2</sub> values of your vehicle may vary from those measured or calculated values, as driving behaviour as well as other factors (such as road conditions, traffic, vehicle condition, tyre pressure, load, number of passengers, etc.) have an influence on a car's fuel consumption and CO<sub>2</sub> emissions. For more information regarding the new WLTP test method, please visit: <https://www.toyota-europe.com/world-of-toyota/feel/environment/worldwide-harmonized-light>

	Petrol	Petrol	Petrol
ENGINE	2.0 Petrol 8-Speed Auto	3.0 Petrol 6-speed Manual	3.0 Petrol 8-Speed Auto
Engine code	B48B20O1	B58B30M1	B58B30M1
Number of cylinders	4 in line	6 in line	6 in line
Fuel system	Direct injection	Direct injection	Direct injection
Displacement (cc)	1998	2998	2998
Bore x stroke (mm x mm)	82.0 x 94.6	82.0 x 94.6	82.0 x 94.6
Compression ratio	10.2:1	11.0:1	11.0:1
Maximum power output (DIN hp)	258	340	340
Maximum power output (BHP)	254	335	335
Maximum power output (kW/rpm)	190/6500	250/6500	250/6500
Maximum torque (Nm/rpm)	400/1550-4400	500/1600-4500	500/1600-4500

PERFORMANCE			
Maximum speed (mph)	155	155	155
Acceleration 0-62 mph (secs)	5.2	4.6	4.3

WEIGHTS			
Total gross vehicle mass (kg)	1710	1777-1793	1815
Kerb weight (kg)	1395-1470	1457-1473/1532-1548	1495-1570

SUSPENSION			
Front	MacPherson strut	MacPherson strut	MacPherson strut
Rear	Multi-link	Multi-link	Multi-link

BRAKES			
Front	Ventilated disc 4-cylinder	Ventilated disc 4-cylinder	Ventilated disc 4-cylinder
Rear	Ventilated disc 1-cylinder	Ventilated disc 1-cylinder	Ventilated disc 1-cylinder

M/T = Manual transmission

e-CVT = electronically controlled Continuously Variable Transmission

# SPECIFICATIONS

INTERIOR DIMENSIONS & LOAD VOLUME	Petrol		
	2.0 Petrol 8-Speed Auto	3.0 Petrol 6-speed Manual	3.0 Petrol 8-Speed Auto
Number of seats	2	2	2
Interior width (mm)	1460	1460	1460
Interior height (mm)	972	972	972
VDA capacity up to roof (1st row up, litres)	290	290	290

## EXTERIOR DIMENSIONS

EXTERIOR DIMENSIONS	Petrol		
	2.0 Petrol 8-Speed Auto	3.0 Petrol 6-speed Manual	3.0 Petrol 8-Speed Auto
Exterior length (mm)	4379	4379	4379
Exterior width (mm)	1854	1854	1854
Exterior height (mm)	1292	1299	1299
Front overhang (mm)	958	958	958
Rear overhang (mm)	951	951	951
Wheelbase (mm)	2470	2470	2470
Min. running ground clearance (mm)	116	119	119

## STEERING

STEERING	Petrol		
	2.0 Petrol 8-Speed Auto	3.0 Petrol 6-speed Manual	3.0 Petrol 8-Speed Auto
Turning radius – tyre (m)	10.4	10.4	10.4

## WHEELS

WHEELS	2.0 Pro		3.0 Manual		3.0 Manual Pro		3.0 Pro	
	Tyre Repair Kit (TRK)	●	●	●	●	●	●	●
18" Black & Silver Bi-tone Machined-face Alloy wheels (5-double-spoke)	●	–	–	–	–	–	–	–
19" Gunmetal Grey Forged Alloy wheels (10-spoke)	–	●	●	●	●	●	●	●



● = Standard    ○ = Optional    – = Not available



## EQUIPMENT

EXTERIOR STYLING	2.0 Pro	3.0 Manual	3.0 Manual Pro	3.0 Pro
Brushed Stainless Steel Exhaust Pipe Finisher	–	●	●	●
Chrome exhaust pipe finisher	●	–	–	–
Glass-integrated antenna	●	●	●	●
Gloss Black door mirrors	●	●	●	●
LED Front light guide	●	●	●	●

EXTERIOR COMFORT	2.0 Pro	3.0 Manual	3.0 Manual Pro	3.0 Pro
Auto dimming, power retractable, reverse tilting door mirrors	●	●	●	●
Auto wipers	●	●	●	●
Electric heated door mirrors	●	●	●	●
Follow-me-home headlights	●	●	●	●
LED Auto headlights	●	●	●	●
Memory function on door mirrors	–	–	●	●
Power-adjustable door mirrors	–	●	●	●
Power-adjustable driver door mirror	●	–	–	–
Remote door lock	●	●	●	●
Smart Entry & Push-button start	●	●	●	●

INTERIOR STYLING	2.0 Pro	3.0 Manual	3.0 Manual Pro	3.0 Pro
3-spoke Leather steering wheel	●	●	●	●
Aluminium door scuff plates	●	●	●	●
Aluminium Pedals	●	●	●	●
Electronic parking brake	●	●	●	●
Front footwell lights	–	●	●	●

INTERIOR COMFORT	2.0 Pro	3.0 Manual	3.0 Manual Pro	3.0 Pro
12v power outlet - Boot	–	●	●	●
12v power outlet - Front	●	●	●	●
Adaptive Cruise Control (ACC) switch on steering wheel	–	–	–	●
Adjustable Speed Limiter (ASL) switch on steering wheel	●	●	●	●
Audio, multimedia, telephone & voice control switches on steering wheel	●	●	●	●
Auto-dimming rear view mirror	●	●	●	●
Boot light	●	●	●	●
Centre room light	●	●	●	●
Cruise Control switch on steering wheel	●	●	●	–
Door courtesy light	–	●	●	●
Driver & passenger sun visors with mirrors & lights	●	●	●	●
Dual-zone automatic air conditioning	●	●	●	●
Head Up Display (HUD)	–	–	●	●
Heated seats with power adjustable lumbar support	●	–	●	●
Manual telescopic & tilting steering wheel	●	●	●	●
Manually height-adjustable, reclining & sliding seats	●	●	–	–
Paddle shifts	●	●	●	●
Power height-adjustable, reclining & sliding seats, with Drivers memory function	–	–	●	●
Speed-detecting automatic door lock	●	●	●	●
Wireless mobile phone charger	–	●	●	●

STORAGE	2.0 Pro	3.0 Manual	3.0 Manual Pro	3.0 Pro
Driver & passenger seatback pockets	●	●	●	●
Front cup holders	●	●	●	●
Glovebox with light	–	●	●	●
Luggage holding net with hooks	–	●	●	●

● = Standard   ○ = Optional   – = Not available



## EQUIPMENT

MULTIMEDIA	2.0 Pro	3.0 Manual	3.0 Manual Pro	3.0 Pro
8.8" Toyota Touch® multimedia system with Smartphone integration incl Apple CarPlay	●	●	●	●
4 speakers	●	–	–	–
10 speakers	–	●	–	–
12 speakers	–	–	●	●
Digital Audio Broadcast (DAB)	●	●	●	●
JBL® Premium Sound System	–	–	●	●
Toyota Supra Connect	●	●	●	●
Toyota Touch® 2 with Go Navigation	●	●	●	●
USB connector	●	●	●	●
Voice recognition	●	●	●	●

PERFORMANCE PROTECTION	2.0 Pro	3.0 Manual	3.0 Manual Pro	3.0 Pro
Active Sports Differential	●	●	●	●
Adaptive Variable Suspension (AVS)	●	●	●	●
Drive mode selector	●	●	●	●
Dual exhaust pipes	●	●	●	●
Floor mats	●	●	●	●
Stop & Start System	●	●	●	●

SAFETY	2.0 Pro	3.0 Manual	3.0 Manual Pro	3.0 Pro
Adaptive Automatic High Beam (AHB)	●	●	●	●
Adaptive Cruise Control (ACC) With Full Stop & Start Functionality	–	–	–	●
Anti-lock Braking System (ABS)	●	●	●	●
Automatic headlight levelling	●	●	●	●
Blind Spot Monitor (BSM)	–	●	●	●
Brake Assist (BA)	●	●	●	●
Cornering lights	–	–	●	●

SAFETY	2.0 Pro	3.0 Manual	3.0 Manual Pro	3.0 Pro
Cruise Control	●	●	●	–
eCall emergency call system	●	●	●	●
Emergency Brake-light Signal (EBS)	●	●	●	●
Front & Rear parking sensors	–	●	●	●
Front seat belt reminder	●	●	●	●
Immobiliser	●	●	●	●
Intelligent Adaptive Cruise Control	●	●	●	●
Intrusion Sensor	●	●	●	●
ISOFIX child restraint system	●	●	●	●
Lane Departure Alert (LDA) with Steering Control	●	●	●	●
LED Daytime running lights	●	●	●	●
LED Dual-beam Projector headlights	–	–	●	●
LED Headlights	●	●	–	–
LED High mounted stop light	●	●	●	●
LED Indicators	●	●	●	●
Pre-Collision System with Pedestrian and Cyclist Detection	●	●	●	●
Rear Cross Traffic Alert (RCTA)	–	●	●	●
Rear-End Collision Warning	–	●	●	●
Red SUPRA Sports Calipers	●	●	●	●
Reversing Camera	●	●	●	●
Road Sign Assist (RSA)	●	●	●	●
Supplemental Restraint System (SRS) airbags – 7 airbags	●	●	●	●
Tilt detection sensors	●	●	●	●
Traction Control (TRC)	●	●	●	●
Tyre Pressure Monitoring System (TPMS)	●	●	●	●
Vehicle Stability Control (VSC)	●	●	●	●

● = Standard   ○ = Optional   – = Not available



# OWNING YOUR GR SUPRA

## Servicing your Toyota

Toyota Service Pricing means you will be sure to know the cost of your service up front. Expertly trained technicians using only genuine Toyota parts will carry out your service at one of over 200 Authorised Toyota Service Centres. The technicians will advise you on the correct service for your vehicle based on the vehicle's age, mileage and service history.

For more information visit [toyota.co.uk/owners/servicing-and-aftercare/service-mot-maintenance](https://toyota.co.uk/owners/servicing-and-aftercare/service-mot-maintenance)

## Service Plans

Inflation-proof pricing with a monthly or one-off payment plan means one less thing to worry about. With Toyota Service Plans the price you're quoted is guaranteed for the duration of your plan. The service, parts and labour are all paid for either in monthly instalments or as a one-off payment at the beginning of your plan.

For more information visit [toyota.co.uk/owners/servicing-and-aftercare/service-mot-maintenance](https://toyota.co.uk/owners/servicing-and-aftercare/service-mot-maintenance)

## Toyota Price Repairs

We offer transparent prices on a number of repair items for your Toyota giving you peace of mind when it comes to managing costs. Also don't forget we only use genuine Toyota parts, all of which come with at least 12 months' warranty (some even offer unlimited mileage warranties); and your vehicle will always be dealt with by a trained Toyota technician.

For more information visit [toyota.co.uk/owners/parts-accessories/parts](https://toyota.co.uk/owners/parts-accessories/parts)

## MyT

Whether you're a long-term owner or have recently taken delivery of a new Toyota, there are lots of reasons to join **MyT**. Packed with time-saving and convenient features, **MyT** ensures everything you need to manage your vehicle ownership is in one place. You'll also gain access to **My Rewards** where you can enjoy great offers and discounts from big brands on everything from family days out to pampering as well as everyday deals.

For more information visit [toyota.co.uk/mytoyota](https://toyota.co.uk/mytoyota) or download the **MyT** app now available on iTunes and Android.

## Toyota Accessories

Toyota accessories are designed and manufactured with the same care, quality and attention to detail as Toyota vehicles. Tailor-made for your Toyota, they fit perfectly and add a personal touch of style, comfort and practicality. Also, because they've been tested under the most severe conditions, you can have complete confidence in their reliability and durability.

For more information visit [toyota.co.uk/owners/servicing-and-aftercare/accessories](https://toyota.co.uk/owners/servicing-and-aftercare/accessories)

## Toyota Roadside Assistance

When you buy a new Toyota you will automatically receive 12 months' Roadside Assistance in the UK and Europe, free of charge. After the first year you can renew this cover at £76 for 12 months or £135 for 24 months by calling 0344 701 6201 or visiting [toyota.co.uk/roadside-assistance/](https://toyota.co.uk/roadside-assistance/)

## Get up to 10 years/100,000 miles Toyota Warranty\*

Every new Toyota comes with a 3 year manufacturer warranty followed by a 12 months / 10,000 miles additional warranty, with every qualifying service.

For full details, please ask your official Toyota Centre or visit [toyota.co.uk/relax](https://toyota.co.uk/relax)

## Corrosion Cover

The 12-year unlimited mileage cover protects against rust perforation affecting sheet metal body panels as a result of a manufacturing fault. This warranty can also be transferred to any future owner throughout the 12-year period.

## Rust and Paint Cover

The 3-year unlimited mileage cover protects against defects and surface rust as a result of a manufacturing fault.

## Toyota Business Centre

Our Toyota Business Centre network promise you same-day access to a business manager or dedicated sales executive. With business offers and interactive wholelife cost modelling tools which consider emissions, fuel economy, servicing, insurance and residual value data, our advisers can accurately compare tax costs against any competitor. Whenever servicing is due, we can offer fixed-price servicing, free local vehicle collection and delivery (with wash and vac).

Special offers, fixed-price fleet servicing, specialist fleet insurance, business daily hire, Toyota Fleet Financial Services, extended test drives and a dedicated Business Centre Network are just some of the services business customers can expect from Toyota.

For more information visit [toyota.co.uk/business-customers](https://toyota.co.uk/business-customers)

## Toyota Motor Insurance

Toyota Motor Insurance is available for Toyota owners at competitive premiums. To obtain details of the benefits included and to arrange a quotation, please contact your local Toyota Centre or call 0800 350 500.

## Flexible Finance from Toyota Financial Services

All our plans offer easy budgeting and peace of mind, and **AccessToyota** brings these benefits together in one flexible package.

Toyota Financial Services, Great Burgh, Burgh Heath, Epsom, Surrey, KT18 5UZ.

Finance subject to status to over 18s only. Indemnities may be required. Terms and conditions apply.

TFS is authorised and regulated by the Financial Conduct Authority.



\* Prices correct at time of going to print.

## TOYOTA GAZOO RACING DNA

At the 2021 Nürburgring 24 hours Toyota Gazoo Racing Germany revealed its new GR Supra GT4 featuring the well-known Toyota Gazoo racing colours. Powered by 3.0 litre in-line six-cylinder engine with single twin-scroll turbocharger, tuned to a 320 kW (430 hp) and producing 650Nm maximum torque, the GT4 is the first global customer race car from Toyota Gazoo racing.

Since 2020 GR Supra GT4 cars have taken part in more than 280 races, proving its competitiveness with 37 class wins and 82 podium finishes and in 2022 GR Supra GT4 cars will compete in more than a dozen championships on three continents.



The GR Supra GT4 team racing in the DTM trophy during the Nürburgring 24h at the Nürbergring in 2021.



### TOYOTA GAZOO RACING

Based in Cologne, since 1979 TOYOTA GAZOO Racing Europe built its reputation in motorsport, beginning with two decades of FIA World Rally Championship success. TGR-e combines works motorsport with research and development support for TOYOTA Motor Corporation whilst building a growing customer motorsport business covering activities in rally and circuit racing.

### 2021 DTM TROPHY

Nico Verdonck and GR Supra GT4 clinched pole position and a podium finish in the season finale at Norisring, securing third overall for team, driver and manufacturer.

## THE SOUL OF TOYOTA SUPRA

A legend among sports cars, the Toyota GR Supra has cemented its place in popular automotive culture over the last 40 years. With its long, sweeping bonnet, compact body and double-bubble roof, the new Toyota GR Supra's heritage traces back to the 1960s and the iconic Toyota 2000GT. Its iconic legacy runs through each generation of the Toyota (GR) Supra: a smooth, responsive, straight 6-cylinder front-mounted engine and rear-wheel drive configuration that gives the purest driving experience possible.



2000GT

The Supra bloodline can actually be traced back to the beautiful Toyota 2000GT of the '60s. With its long, sweeping bonnet, rear-biased cabin and in-line, 6-cylinder engine and rear-wheel drive layout, the 2000GT's influence can be felt in every incarnation of the Supra.




A40

Beginning life as the Celica Supra, a larger and more powerful spin-off of the second generation Celica coupé, the Supra A40's smooth 6-cylinder engine and luxurious demeanour was perfect for the booming grand tourer markets in North America and Japan.




A60

The Celica Supra came to Europe with a sharp new look based on the third-generation Celica coupé. A wedge-shaped design, flared wheel arches and dramatic, pop-up headlamps, along with the pre-requisite powerful engine, meant that the Supra fitted perfectly into 1980's design culture.




A70

This marked the separation of Celica and Supra. An all-new coupé body covered a chassis engineered more for performance than comfort. Electronically controlled, double wishbone suspensions and a range of powerful variants including a 270 bhp 3.0 GT Turbo A, meant it laid claim to the fastest Japanese car at that time.



A80

Shorter, lower and wider, the A80 incorporated lightweight materials that shaved off 100g compared to its predecessor. With its potent twin-turbocharged 3-litre engine producing up to 326 bhp, results were explosive and the Supra would give the Italian and German supercar manufacturers sleepless nights for many years.



A90

Inspired by over 30 years of rich heritage, the 2019 GR Supra offers enthusiasts the ultimate expression of driving pleasure.



# TOYOTA 2050 ENVIRONMENTAL CHALLENGE & LIFECYCLE POLICY

Announced in 2015, our global Environmental Challenge 2050 comprises of six challenges. They cover every aspect of our business, our exploration of new products and technologies, and our role as an enabler for individuals and communities to learn about and improve the natural world around them.

For more information regarding Toyota Environmental Challenge please visit: [toyota.co.uk/world-of-toyota/environment/environmental-challenge-2050](https://toyota.co.uk/world-of-toyota/environment/environmental-challenge-2050) or contact your local Toyota dealer.



## CHALLENGE 1 NEW VEHICLE ZERO CO<sub>2</sub> EMISSIONS

By 2050, we want to reduce the CO<sub>2</sub> emissions from our vehicles by 90% compared to our 2010 levels. To achieve this, we will promote the development of new vehicles with low or zero carbon emissions, and do everything we can to increase the uptake of these vehicles.



## CHALLENGE 2 LIFE CYCLE ZERO CO<sub>2</sub> EMISSIONS

We are working to create more environmentally friendly designs – and then analysing and refining them to ensure the lowest possible environmental impact throughout the vehicle's entire life cycle\*.



## CHALLENGE 3 PLANT ZERO CO<sub>2</sub> EMISSIONS

To reduce carbon emissions at our manufacturing plants, we are focusing on improving the technologies we use and switching to alternative power sources. We are committed to making our facilities more energy-efficient and adopting renewable energy sources such as solar and wind, as well as low-carbon power such as hydrogen energy.



## CHALLENGE 4 MINIMISING AND OPTIMISING WATER USAGE

To minimise water usage, we have started to collect rainwater at our manufacturing plants. We have also developed purification methods so that the water we do use can either be used again or returned safely into the local supply.



## CHALLENGE 5 ESTABLISHING A RECYCLING-BASED SOCIETY AND SYSTEMS

We've been working on the challenge of resource recycling for 40 years, with the result that 95% of every Toyota GR Supra is now reusable and recoverable. In addition, we offer new and innovative ways of returning your vehicle when it eventually reaches 'the end of the road'. We are pursuing full life cycle management for battery recovery & reuse and remanufacturing green parts.



## CHALLENGE 6 ESTABLISHING A FUTURE SOCIETY IN HARMONY WITH NATURE

To preserve and enhance our co-existence with the natural world, we are organising reforestation and tree planting, green urban schemes and other environmental initiatives, both at our own sites and in the wider world. Our aim is to establish a society where people and nature coexist in harmony.



\* Toyota's LCA methodology, which is applied to our passenger vehicles, was reviewed and approved by T.V Rheinland and has been certified to comply with ISO14040/14044 standards.



# INSPIRING THE WORLD TO MOVE

Over 85 years of innovation have brought us our greatest mission yet: giving the freedom of movement to humankind. That's why Toyota is the Worldwide Official Mobility Partner of the International Olympic Committee and the International Paralympic Committee and proud partner of Team GB and Paralympics GB.

We are committed to making movement better for everyone, whether that be across a country, a city or across a room, because when you are free to move, anything is possible.

## START YOUR IMPOSSIBLE



Worldwide Olympic Partner



Worldwide Paralympic Partner





[WWW.TOYOTA.CO.UK/GRSUPRA](http://WWW.TOYOTA.CO.UK/GRSUPRA)

While every effort is made to reproduce accurate information, we reserve the right to change specifications, equipment and availability without prior notice. This brochure cannot be regarded as infallible (some of the vehicles shown may not be to exact UK specification), and as such does not constitute an offer for sale of any particular vehicle or specification. For the latest specification and availability, we ask that you contact your local Toyota Centre. Vehicle body colours may differ slightly from the printed images in this brochure.

Figures are provided for comparability purposes; only compare fuel consumption and CO<sub>2</sub> figures tested to the same technical procedures. These figures may not reflect real life driving results. All vehicles are certified according to the World Harmonised Light Vehicle Test Procedure (WLTP). Please visit the Vehicle Certification Agency website for the latest information. Choice of accessories fitted (pre-registration) may affect the official CO<sub>2</sub> figures, car tax and 'on the road' price. These dates may change, please visit [www.vehicle-certification-agency.gov.uk/fcb/wltp.asp](http://www.vehicle-certification-agency.gov.uk/fcb/wltp.asp) for the latest information. Please contact your local Toyota Centre for further information.

The use of the term 'Toyota Accessories' should not be taken to imply that the products on the accessory pages are actually manufactured by the Toyota Motor Corporation or Toyota (GB) PLC. Toyota (GB) PLC is continually updating and changing specifications of accessories and reserves the right to do so at any time without prior notice.

© 2023 by Toyota Motor Europe NV/SA ('TME'). No part of this publication may in any way be reproduced without the prior written approval of Toyota (GB) PLC.



Toyota UK



@ToyotaUK

GBNGV-0920B-SA March 2023